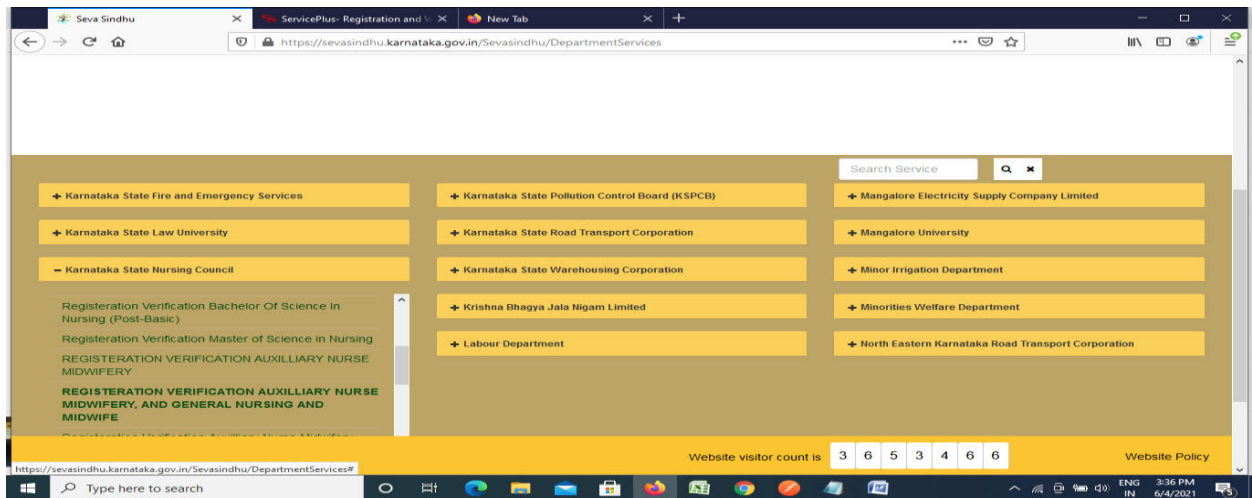


ಕರ್ನಾಟಕ ರಾಜ್ಯ ಶುಶ್ರೂಷಾ ಪರಿಷತ್ತು
KARNATAKA STATE NURSING COUNCIL
ನೋಂದಣಿ ಪರಿಶೀಲನೆ, ಜನರಲ್ ನರ್ಸಿಂಗ್ ಮತ್ತು ಮಿಡ್ವೈಫ್ ಮತ್ತು
ಬ್ಯಾಚುಲರ್ ಆಫ್ ಸೈನ್ಸ್ ಇನ್ ನರ್ಸಿಂಗ್ (ಪೋಸ್ಟ್ ಬೇಸಿಕ್)
Registration Verification General Nursing And Midwife And Bachelor
Of Science In Nursing Post-Basic

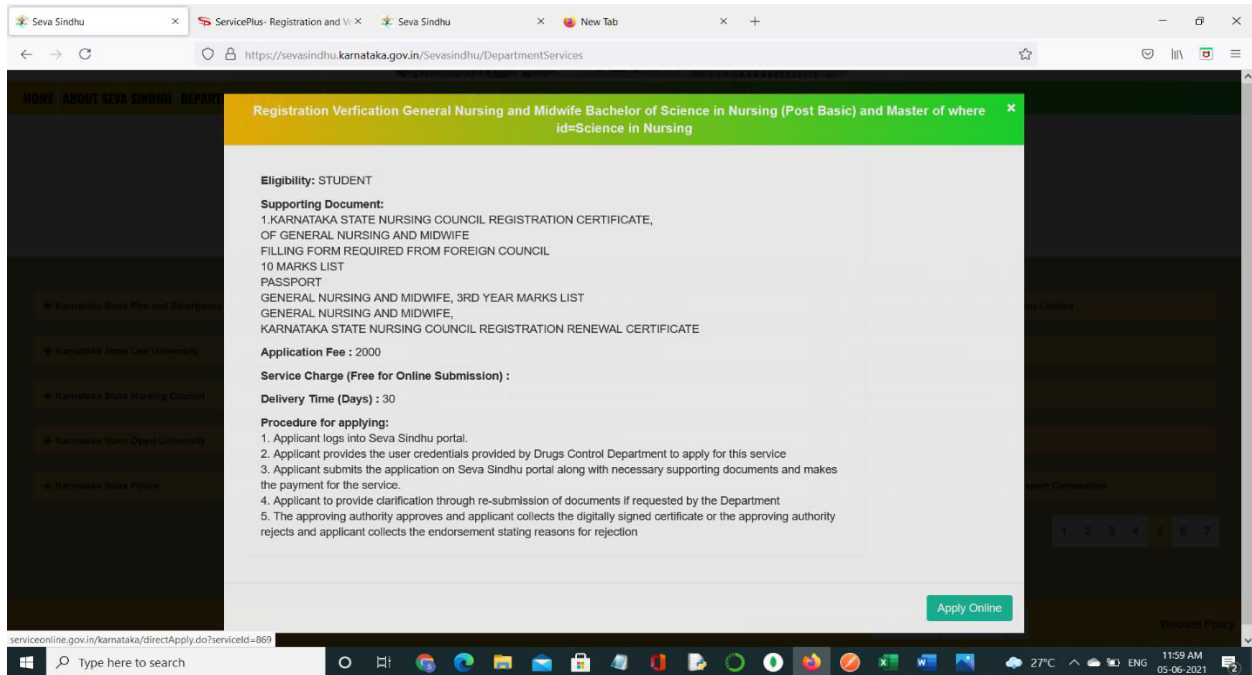
Step1: Go to sevasindhu.karnataka.gov.in website and click on **Departments & Services**



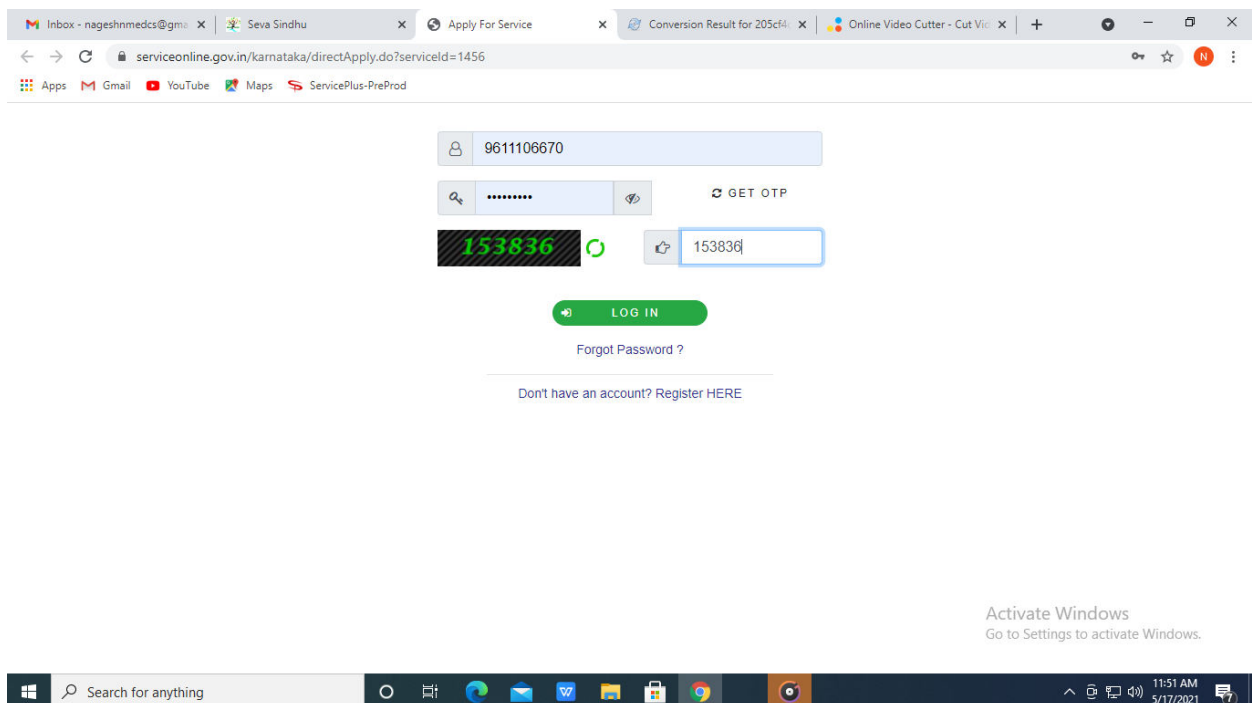
Step 2: Click on **Karnataka State Nursing Council** and Registration Verification General Nursing And Midwife And Bachelor Of Science In Nursing Post-Basic. Alternatively, Registration Verification General Nursing And Midwife And Bachelor Of Science In Nursing Post-Basic in the **search option**



Step 3 : Click on Apply online



Step 4: Enter the username, password/OTP, captcha and click on Log In button



Step 5: Fill the Applicant Details

The screenshot shows a web browser window with the URL <https://serviceonline.gov.in/karnataka/renderApplicationForm.do>. The page title is "Karnataka State Nursing Council" and the main heading is "Registration Verification General Nursing And Midwife And Bachelor Of Science In Nursing Post-Basic". The form is titled "Application Form" and contains the following fields:

- Registration For / ನೋಂದಣಿ: Please Select
- Type: Please Select
- Title/ತೀರ್ಪಿಕೆ: Please Select
- Name/ಹೆಸರು: Shilpa V
- Email Id/ಇಮೇಲ್ ಐಡಿ: [Empty]
- Course Type /ಕೋರ್ಸ್ ಪ್ರಕಾರ: Please Select
- Profession/ವೃತ್ತಿ: Please Select
- Gender / ಲಿಂಗ: Please Select
- Blood Group/ರಕ್ತ ಗುಂಪು: Please Select
- Mobile Number/ಮೊಬೈಲ್ ಸಂಖ್ಯೆ: [Empty]
- Parent/ Spouse Name/ಪೋಷಕರು / ಸಂಗಾತಿಯ ಹೆಸರು: [Empty]

Step 6: Verify the details. If details are correct, enter the Captcha & Submit

The screenshot shows the registration verification page. It contains a declaration section with the following text:

I hereby declare that the particulars furnished in this form are true to the best of my knowledge/ಈ ಅರ್ಜಿಯಲ್ಲಿ ನಾನು ಒದಗಿಸಿರುವ ಎಲ್ಲಾ ವಿವರಗಳು ಸತ್ಯವಾಗಿರುತ್ತವೆ ಎಂದು ಘೋಷಿಸುತ್ತೇನೆ.

I Agree

Note / ಸೂಚನೆ

- Please proceed to Slot booking service in Seva Sindhu to book an appointment for document Verification / ಡಾಕ್ಯುಮೆಂಟ್ ಪರಿಶೀಲನೆಗಾಗಿ ಅಪಾಯಿಂಟ್‌ಮೆಂಟ್ ಕಾಯ್ದಿರಿಸಲು ದಯವಿಟ್ಟು ಸೇವಾ ಸಿಂಧುದಲ್ಲಿ, ಸ್ಲಾಟ್ ಬುಕಿಂಗ್ ಸೇವೆಗೆ ಮುಂದುವರಿಯಿರಿ
- Please carry all the original docuemnts- mandatory docuemnts and uploaded docuemnts during verification / ದಯವಿಟ್ಟು ಪರಿಶೀಲನೆಯ ಸಮಯದಲ್ಲಿ ಎಲ್ಲಾ ಮೂಲ ಡಾಕ್ಯುಮೆಂಟ್‌ಗಳು- ಕಡ್ಡಾಯ ಡಾಕ್ಯುಮೆಂಟ್‌ಗಳು ಮತ್ತು ಅಪ್‌ಲೋಡ್ ಮಾಡಿದ ಡಾಕ್ಯುಮೆಂಟ್‌ಗಳನ್ನು ಒಯ್ಯಿರಿ

Word verification

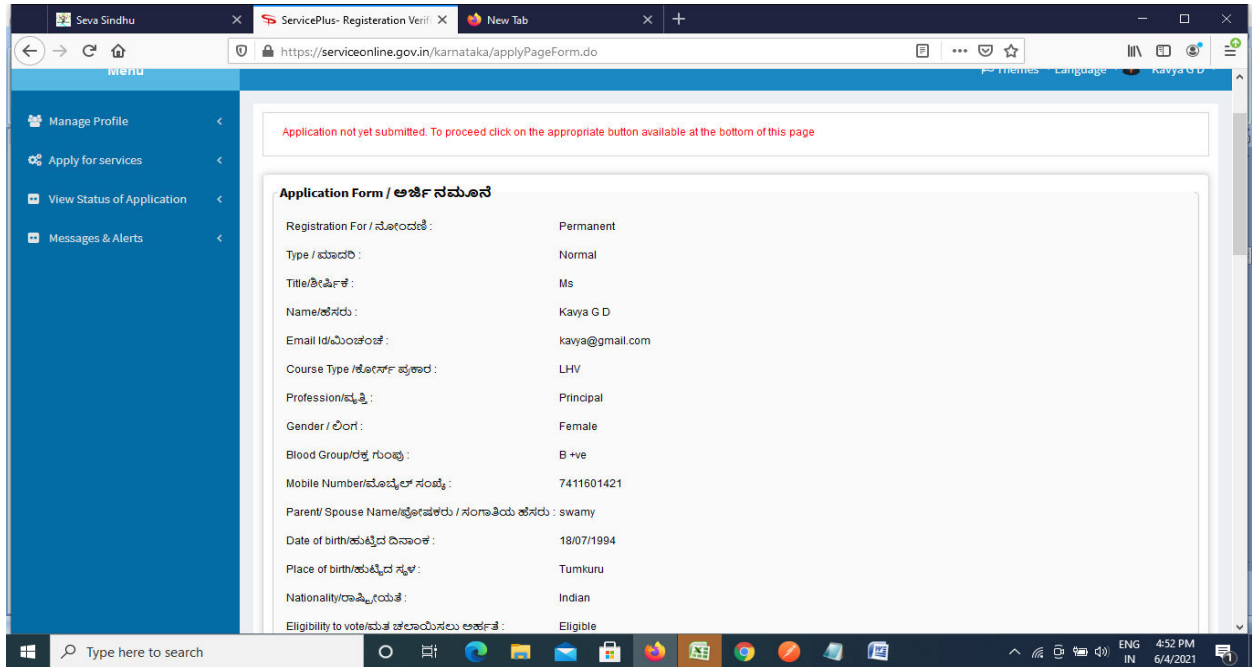
397539

Please enter the characters shown above

397539

Buttons: Draft, Submit, Close, Reset

Step 7: A fully filled form will be generated for user verification

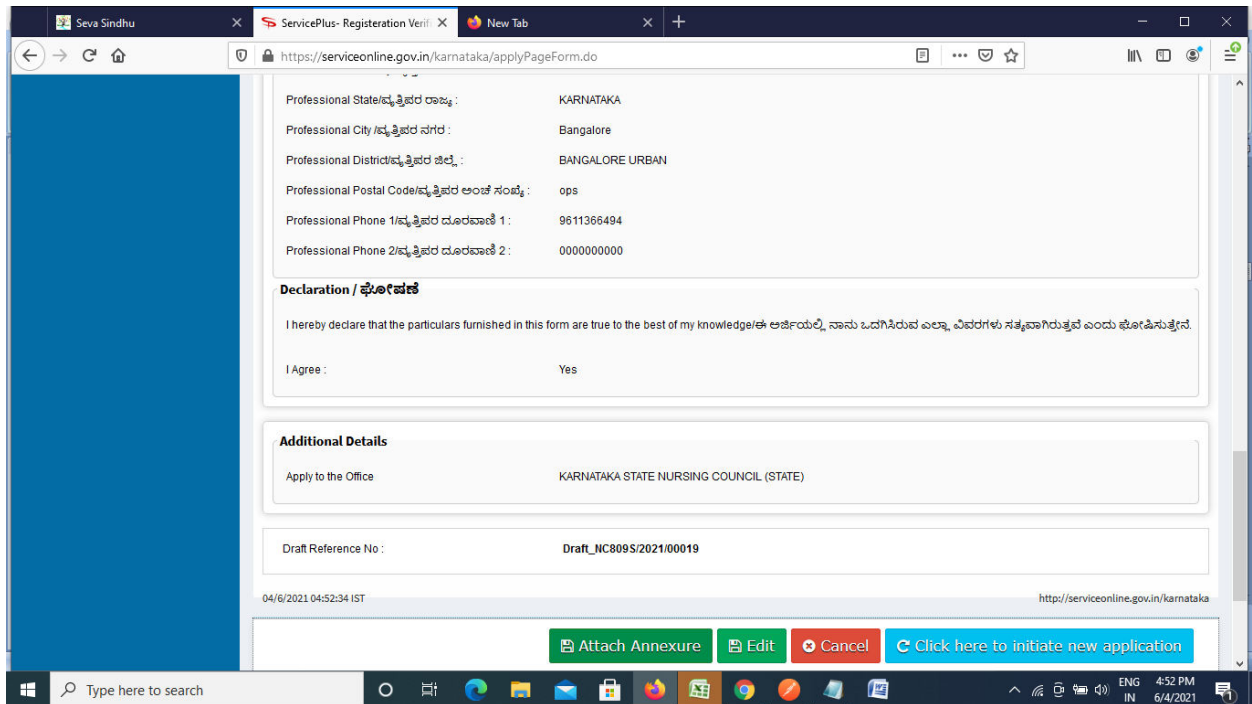


Application not yet submitted. To proceed click on the appropriate button available at the bottom of this page

Application Form / ಅರ್ಜಿ ನಮೂನೆ

Registration For / ನೋಂದಣಿ:	Permanent
Type / ಪ್ರಕಾರ:	Normal
Title/ಶೀರ್ಷಿಕೆ:	Ms
Name/ಹೆಸರು:	Kavya G D
Email Id/ಮಿಂಚಂಚೆ:	kavya@gmail.com
Course Type / ಸೀರ್ವಿಸ್ ಪ್ರಕಾರ:	LHV
Profession/ವೃತ್ತಿ:	Principal
Gender / ಲಿಂಗ:	Female
Blood Group/ಕ್ರೂ ಸಂಪು:	B +ve
Mobile Number/ಮೊಬೈಲ್ ಸಂಖ್ಯೆ:	7411601421
Parent/ Spouse Name/ಪೋಷಕರು / ಸಂಗಾತಿಯ ಹೆಸರು:	swamy
Date of birth/ಹುಟ್ಟಿದ ದಿನಾಂಕ:	18/07/1994
Place of birth/ಹುಟ್ಟಿದ ಸ್ಥಳ:	Tumkuru
Nationality/ರಾಷ್ಟ್ರೀಯತೆ:	Indian
Eligibility to vote/ಮತ ಚಲಾಯಿಸಲು ಅರ್ಹತೆ:	Eligible

Step 8 : Click on Attach annexures



Professional State/ವೃತ್ತಿಪರ ರಾಜ್ಯ:

KARNATAKA

Professional City /ವೃತ್ತಿಪರ ನಗರ:

Bangalore

Professional District/ವೃತ್ತಿಪರ ಜಿಲ್ಲೆ:

BANGALORE URBAN

Professional Postal Code/ವೃತ್ತಿಪರ ಅಂಚೆ ಸಂಖ್ಯೆ:

ops

Professional Phone 1/ವೃತ್ತಿಪರ ದೂರವಾಣಿ 1:

9611366494

Professional Phone 2/ವೃತ್ತಿಪರ ದೂರವಾಣಿ 2:

0000000000

Declaration / ಘೋಷಣೆ

I hereby declare that the particulars furnished in this form are true to the best of my knowledge/ಈ ಅರ್ಜಿಯಲ್ಲಿ ನಾನು ಒದಗಿಸಿರುವ ಎಲ್ಲಾ ವಿವರಗಳು ಸತ್ಯವಾಗಿರುತ್ತವೆ ಎಂದು ಘೋಷಿಸುತ್ತೇನೆ.

I Agree:

Yes

Additional Details

Apply to the Office:

KARNATAKA STATE NURSING COUNCIL (STATE)

Draft Reference No:

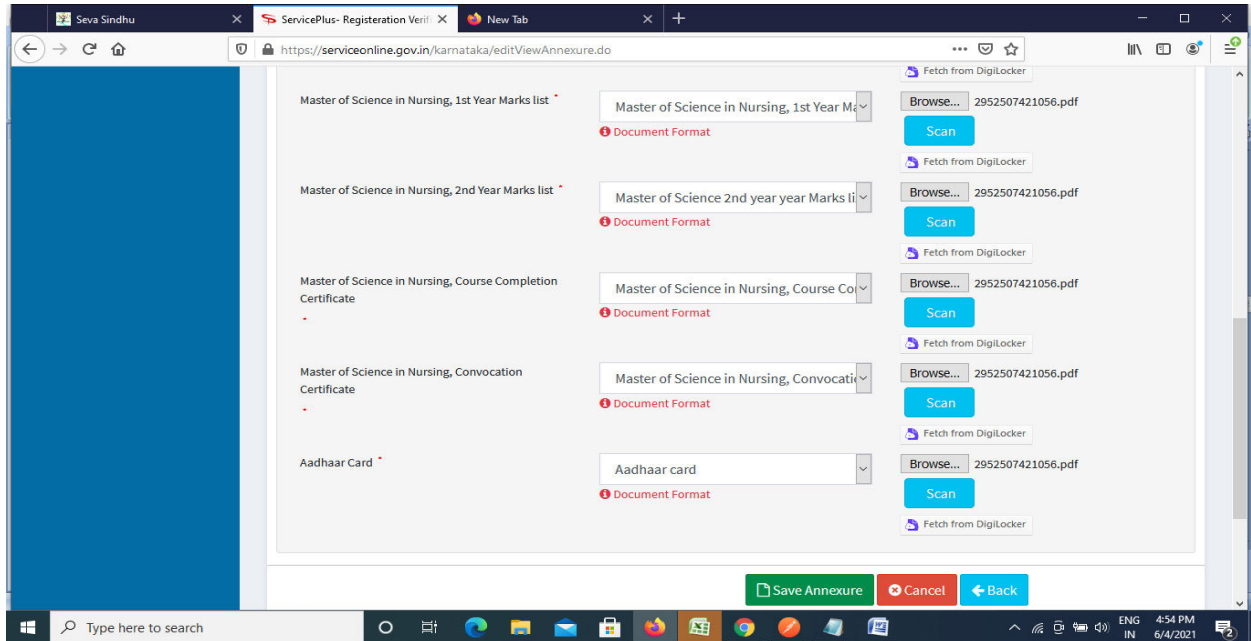
Draft_NC809S/2021/00019

04/6/2021 04:52:34 IST

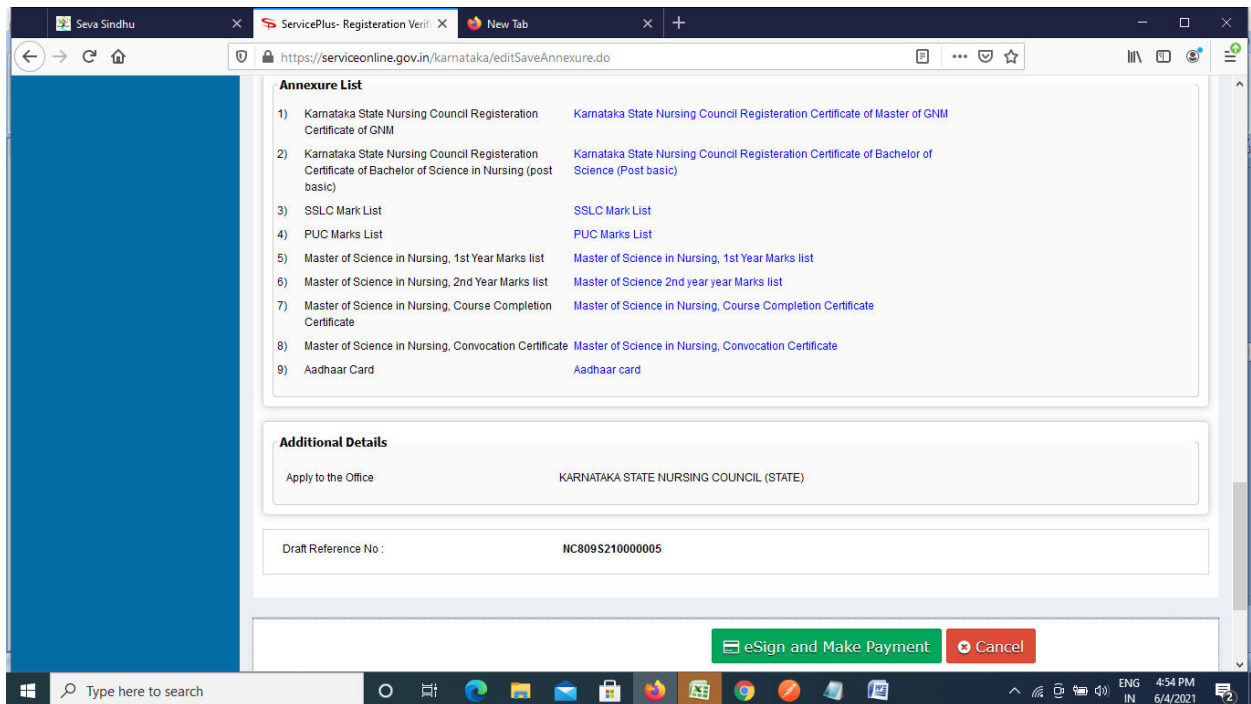
<http://serviceonline.gov.in/karnataka>

[Attach Annexure](#) [Edit](#) [Cancel](#) [Click here to initiate new application](#)

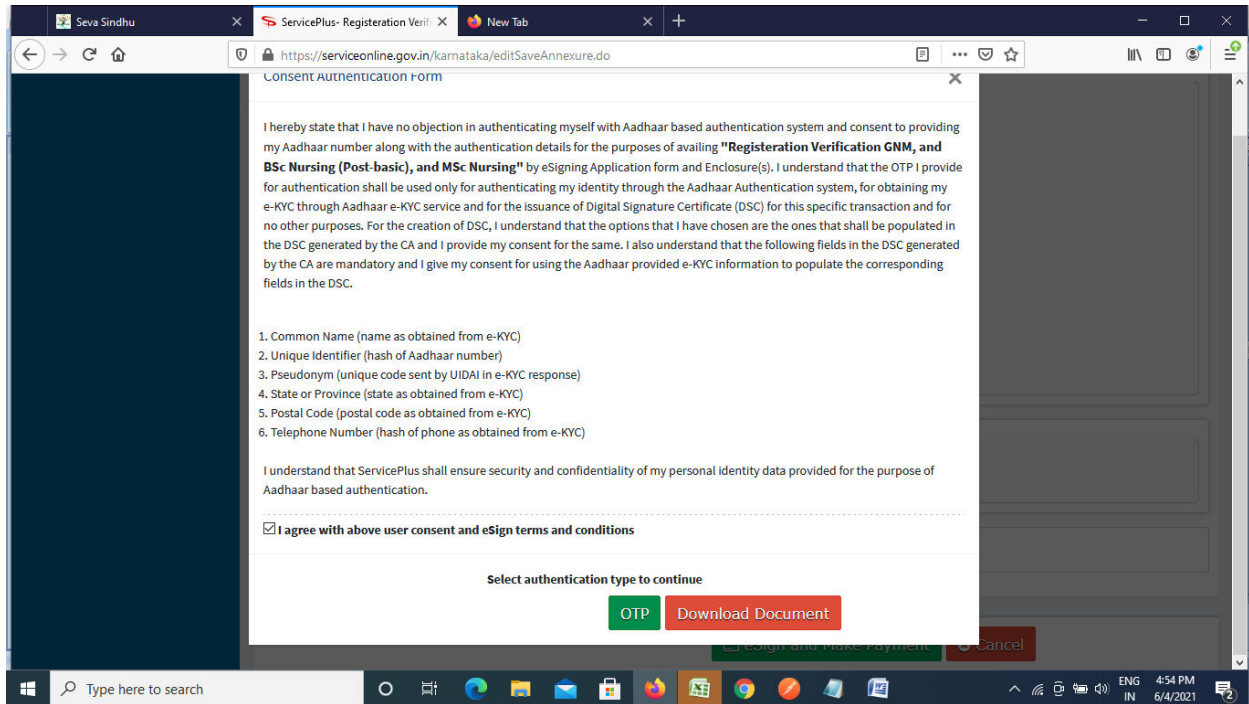
Step 9: Attach the annexures and click on save annexures



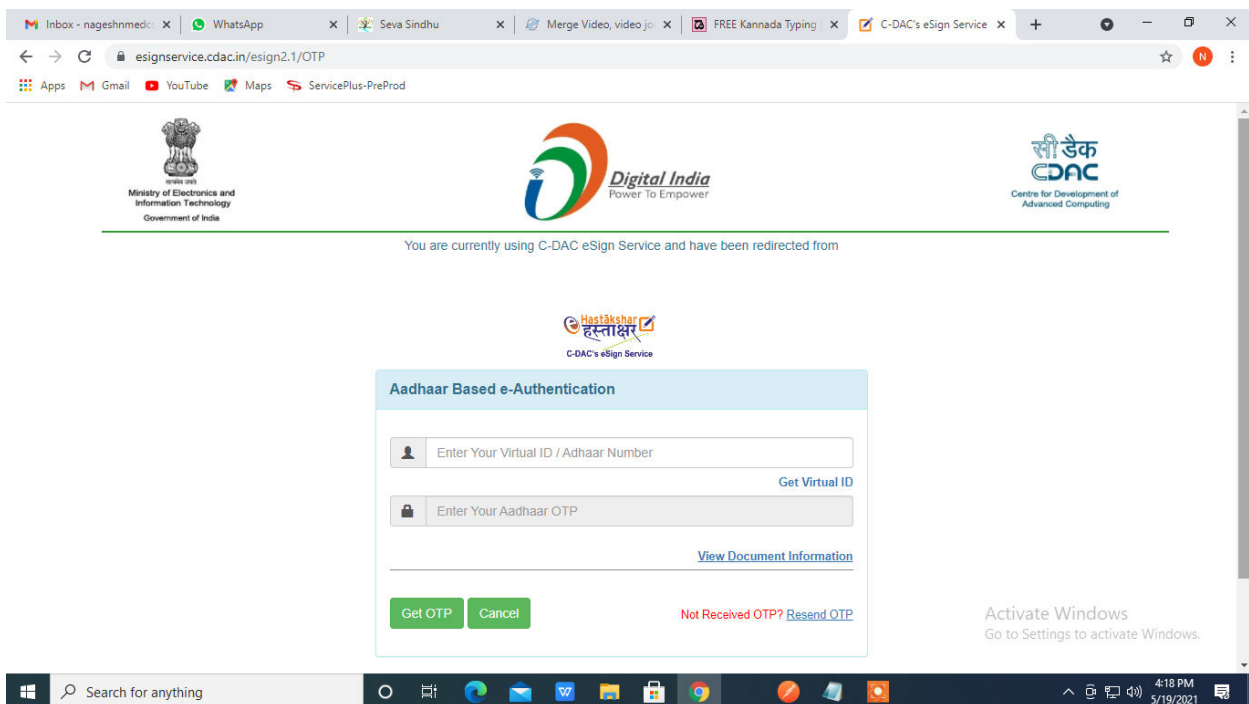
Step 10 :Saved annexures will be displayed and click on make payment to proceed.



Step 11 : Click on I agree with above user consent and eSign terms and conditions and Select authentication type to continue



Step 12 : Enter Aadhar Number and click on get OTP



Step 13 :Enter OTP and click on Submit

The screenshot shows a web browser window with the URL `esignservice.cdac.in/esign2.1/OTP`. The page features logos for the Ministry of Electronics and Information Technology, Digital India, and CDAC. A message states: "You are currently using C-DAC eSign Service and have been redirected from". Below this is the "Hastakshar" logo and the text "C-DAC's eSign Service". The main form is titled "Aadhaar Based e-Authentication" and contains the following fields and elements:

- Aadhaar Number: `472245377750` with a "Get Virtual ID" link.
- OTP field: Masked with "*****".
- Consent checkbox: "I have read and provide my consent" with a "View Document Information" link.
- Buttons: "Submit" (green) and "Cancel" (green).
- Link: "Not Received OTP? Resend OTP" (red).

The Windows taskbar at the bottom shows the time as 4:19 PM on 5/19/2021.

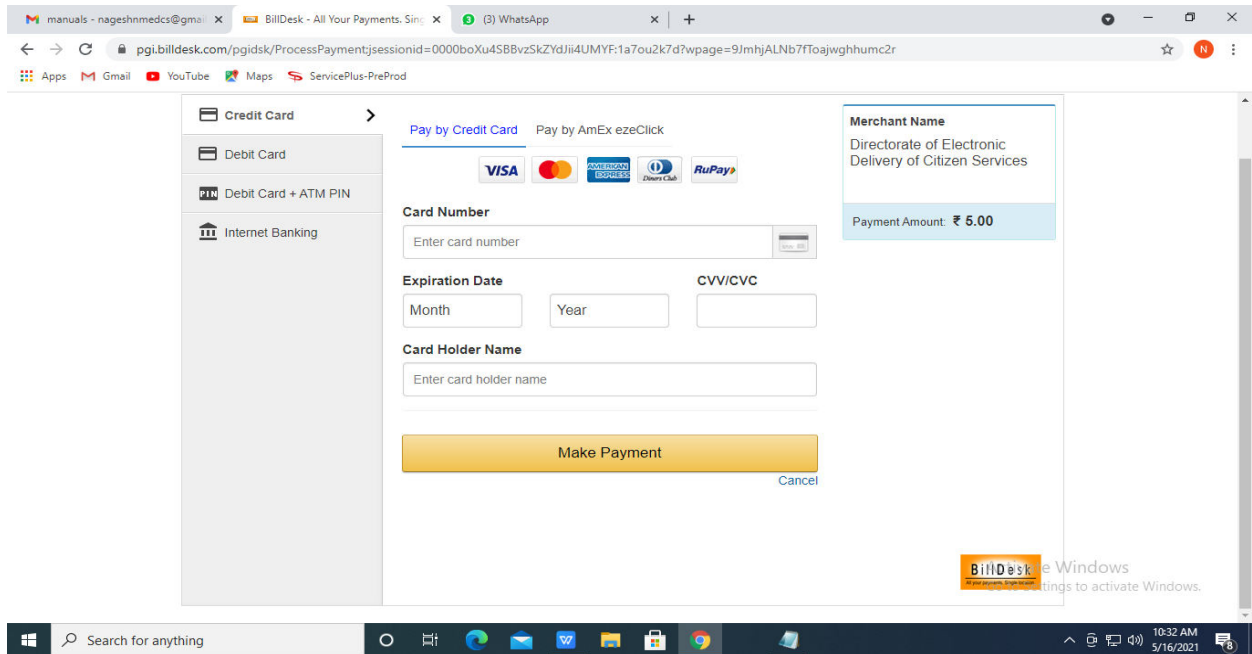
Step 14 : Select the Mode of Payment and click on Make Payment to proceed

The screenshot shows the ServicePlus portal with the URL `serviceonline.gov.in/configureka/proccedToPayment.do?OWASP_CSRFTOKEN=435M-IJDE-AI6F-17LP-IDIY-JSH-2HGT-PRA2`. The page title is "APPLICATION FOR DUPLICATE DEGREE CERTIFICATE". The "PAYMENT DETAILS" section includes:

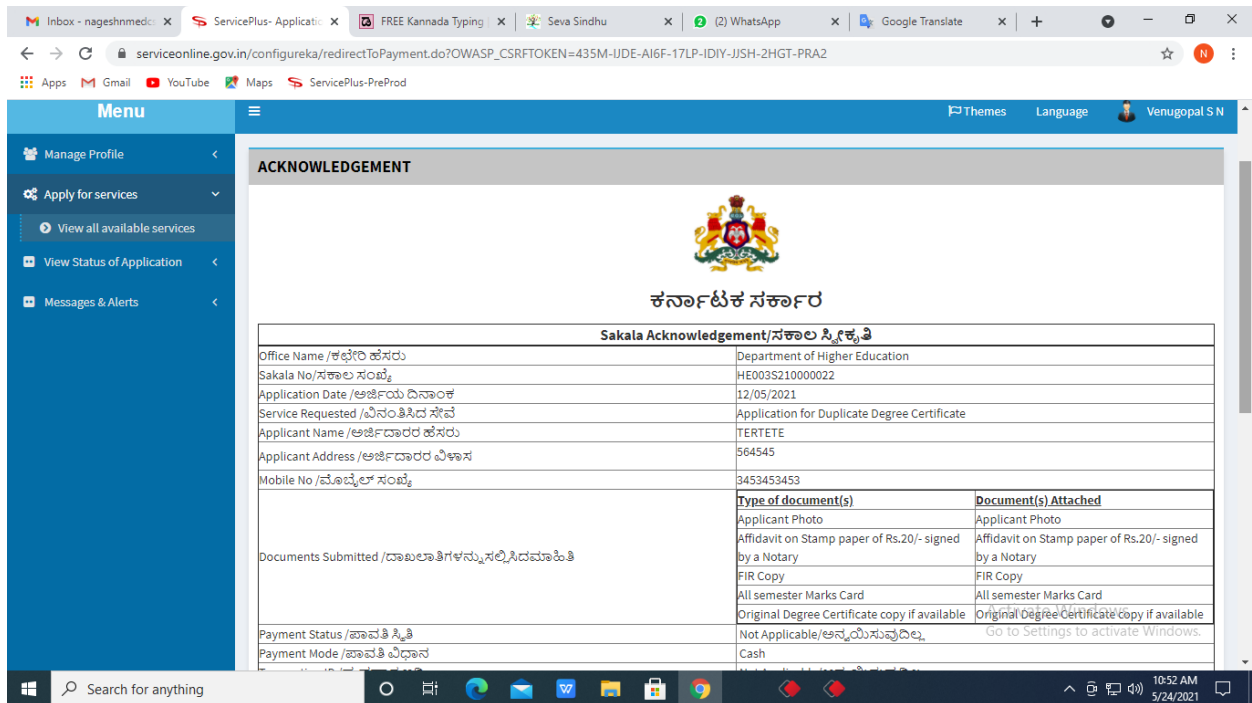
- Mode Of Payment: Radio buttons for "Paytm", "Bill Desk Payment", and "Cash" (selected).
- Application Fee: 1845.0
- Total Amount to be paid (in Rs.): 1845.0
- Receipt No. *: `df`
- Payment Date *: `12/05/2021` (with a calendar icon and note: "(Select last 20 days from current date)")

At the bottom right of the form are buttons for "Make Payment" (green), "Reset" (blue), and "Cancel" (red). The Windows taskbar at the bottom shows the time as 10:51 AM on 5/24/2021.

Step 15 : Select preferred payment method (Credit Card/Debit Card/Internet Banking), enter the required details and click on make payment



Step 16 :After payment is successful, acknowledgement will be generated. Acknowledgment consists of applicant details, application details and the payment details for applicant's reference.



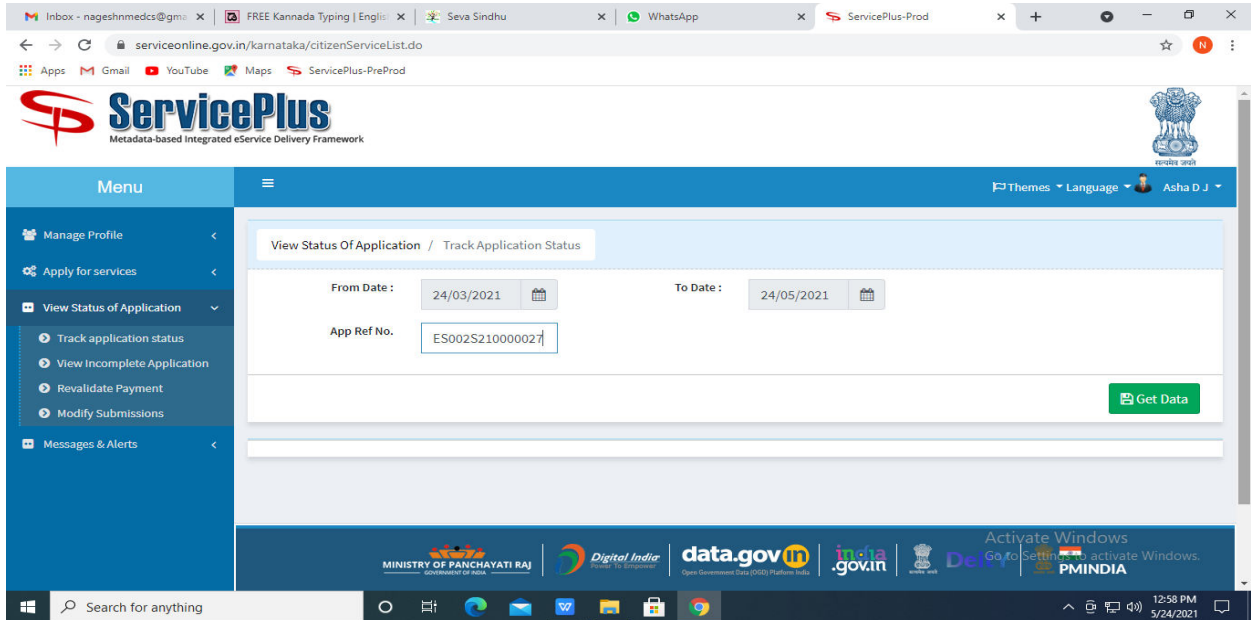
Step 17 : To download the certificate, go to the sevasindhu.karnataka.gov.in and click on **Registered Users Login Here**

The screenshot shows the homepage of the Seva Sindhu Government of Karnataka website. The header includes the state emblem and the text 'SEVA SINDHU GOVERNMENT OF KARNATAKA'. Below this, there are portraits of the Hon'ble Chief Minister, Sri. B. S. Yediyurappa, and the Hon'ble Minister of Primary & Secondary Education and Sakala, Sri. S. Suresh Kumar. A navigation menu contains links for HOME, ABOUT SEVA SINDHU, DEPARTMENTS & SERVICES, SERVICE CENTERS, GRAMA ONE, TRACK YOUR APPLICATION STATUS, REPORTS-DASHBOARD, FAQ, and CONTACT. Three main service buttons are visible: 'DEPARTMENTS & SERVICES', 'NEW USERS REGISTER HERE', and 'REGISTERED USERS LOGIN HERE'. The footer includes a 'Website visitor count' of 33745808 and a timestamp of 10:07 AM on 5/16/2021.

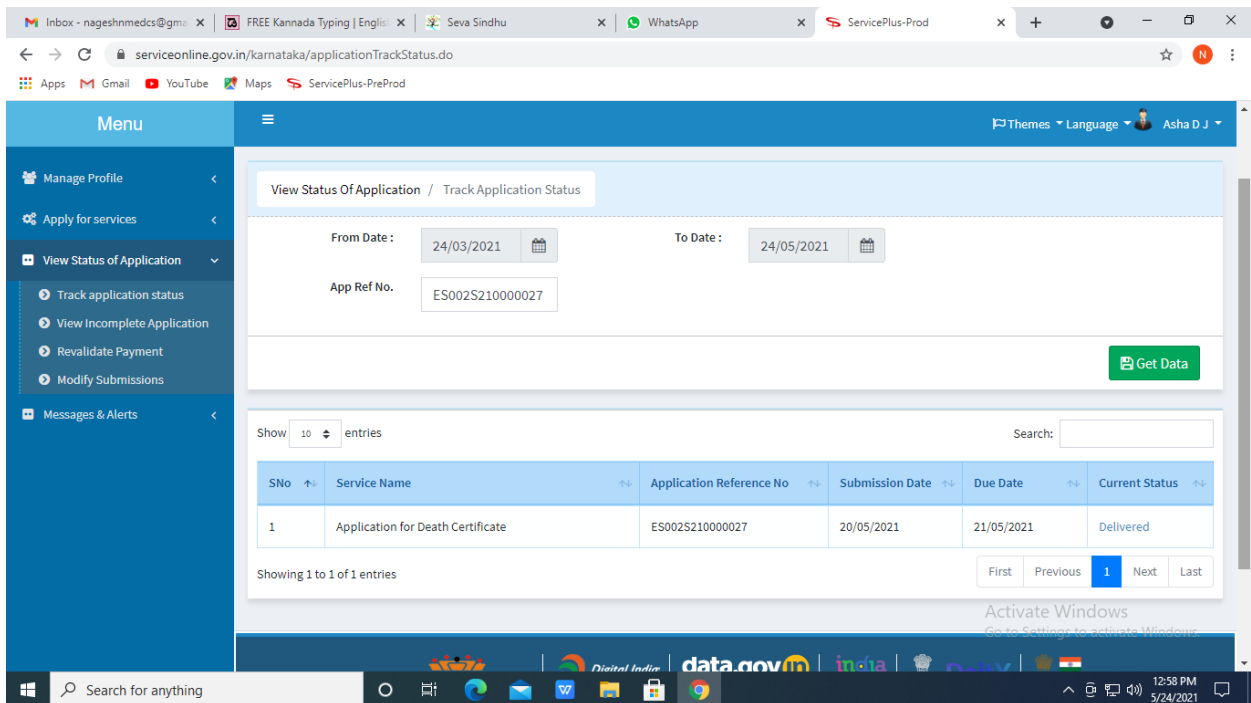
Step 18 : Once the login page is open, enter your username, password/OTP, captcha and click on **Submit**.

The screenshot shows the login page of the Seva Sindhu website. The page is titled 'Apply for Service' and 'Check Your Application Status'. The 'Apply for Service' section contains a form with a username field (9611106670), a password field, a 'Get OTP' button, a captcha field (552519), and a 'Submit' button. Below the form are links for 'Forgot Password', 'New user? Register here', and 'Know Your Eligibility'. The 'Check Your Application Status' section contains a dropdown for 'Select Department', a dropdown for 'Select Service', an 'Enter your Application ID' field, and a 'Check Status Now' button. The footer includes the text '© All Rights Reserved' and 'Powered by SERVICEPLUS'.

Step 19 :Click on **View Status of Application** --> **Track application status**. Enter Application Reference Number (you can refer to Acknowledgment/SMS to get Application Reference Number) and click on **Get Data**.



Step 20 : Check Current Status of the application. If it is delivered, Click on **Delivered**.



Step 21 :Under Issue Document(s), click on **Output certificate**

Showing 1 to 1 of 1 entries

S.No.	Task Name	Form Details	Issued Document(s)	Status	Remarks
1	Application Submission	View	Acknowledgement	Completed	NA
2	Push application data to DB	NA	Nil	Forwarded	View
3	Callback Webservice	NA	Output Certificate	Delivered	View

Step 22 : Registration Verification General Nursing And Midwife And Bachelor Of Science In Nursing Post-Basic Output Certificate will be downloaded. You can print the certificate if required.

Mangalore University

No: HE003S210000023
Date: 24/05/2021

Sub: Approval of Issue of Duplicate Degree Certificate

We are pleased to inform you that the Duplicate Degree Certificate HE003S210000023 has been dispatched to your mailing address provided to the University

The Dispatch details are as follows:

Courier Name / Post: test
Dispatch Date: 24/05/2021
Tracking ID: test
Website address of the Courier / Speed Post: test
For any clarification please contact us.

Date: 24/05/2021
Registrar